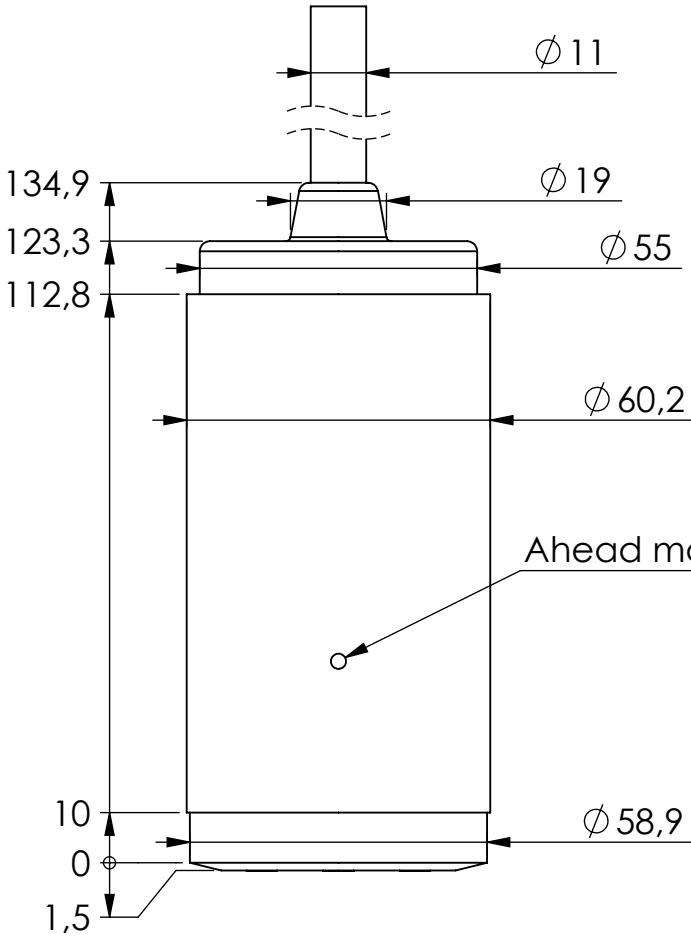


A

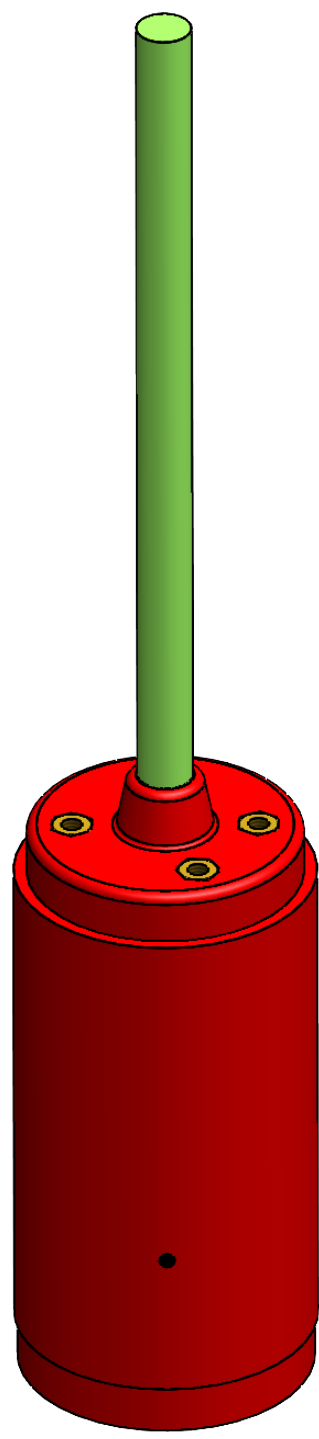
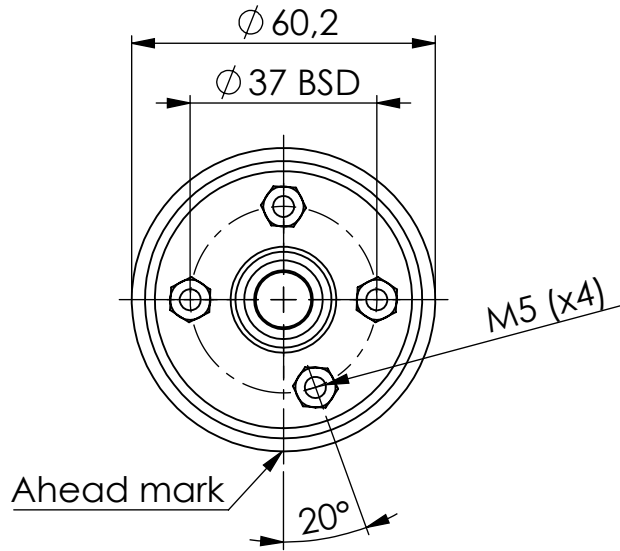


B

C

D

E



REAL VIEW
SCALE 2 : 3

F

| | | | | | | | | |
|-------------------------------------|-------------------|------------------|-----------------|-------------------------------------|----------------|-------------------------|-----------------|------------------|
| CN | xx-xxx xx Date | | | | | | | |
| Designed by - date ST 2014.03.14 | | Checked by PC | | Approved by - date PC 2014.03.14 | | Material As parts | | |
| SKIPPER | | | | | | Name Outline drawing | | |
| | | | | | | Drwg. no. EML224S | | Revision 1217 |
| Gen. tolerance ISO2768m | | | Eur. projection | | Scale 3 : 2 | Edition date | Sheet 1 of 1 | |